









600LB TRUCK SWIVEL LIFT HITCH HOIST



		
1# Top Rack with slide wheel (1pc)	2# Column (1pc)	3 # Trailer Hinch Receiver (1pc)
		
4# Base (1pc)	5 # L PIN (2 pcs)	6# B pin (2pcs)
		
7# Locking pin (1pc)	8# Hand cable winch (1pc)	9# Cable for winch (1pc)
		
10# Gambrel hook (1pc)	11# Bolt (M10×60) (2pcs)	12# Lock Nut (M10) (2pcs)

Step 1		Step 2	
	Assemble the Cable through slide wheel in the Top Rack		The cable assemble into the hand cable winch
Step 3		Step 4	
	Assemble the Column into the top rack by L pin and B pin.		The hand cable winch assemble into the Cloumn by M 10×70 bolts and lock nuts
Step 5		Step 6	
	The bearing assemble into the column		Assmble the trailer hinch receiver into the column by locking pin (it has an adjustable height with release locking pin)
Step 7		Step 8	
	The base assemble into the hinch receiver by L pin and B pin.		The gambrel hook assemble into the hand winch hook .