

IDLER SECTION

Illustration B

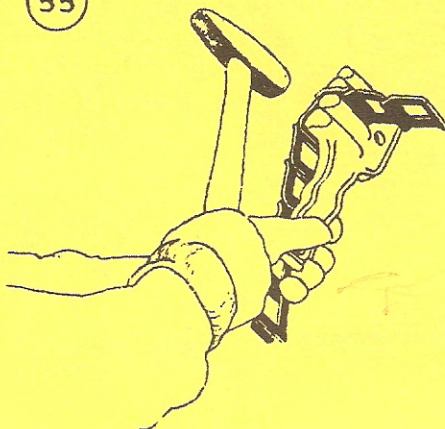
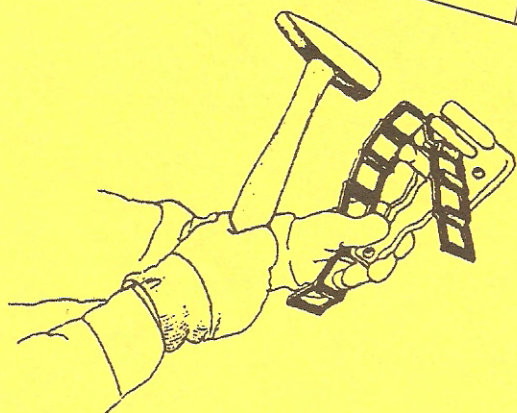
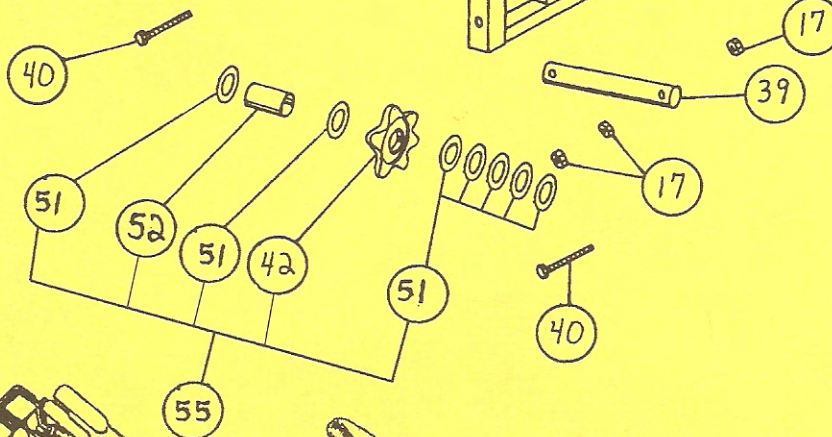

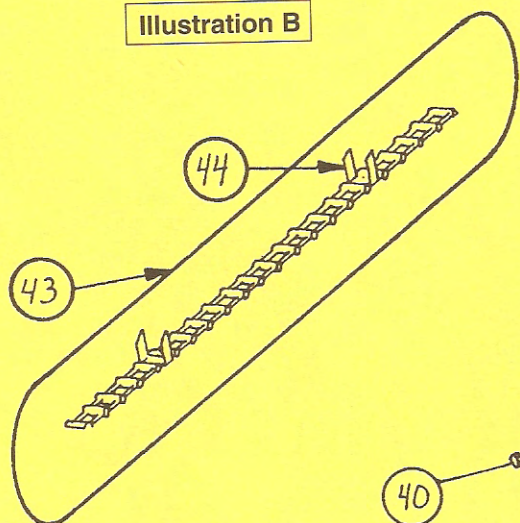
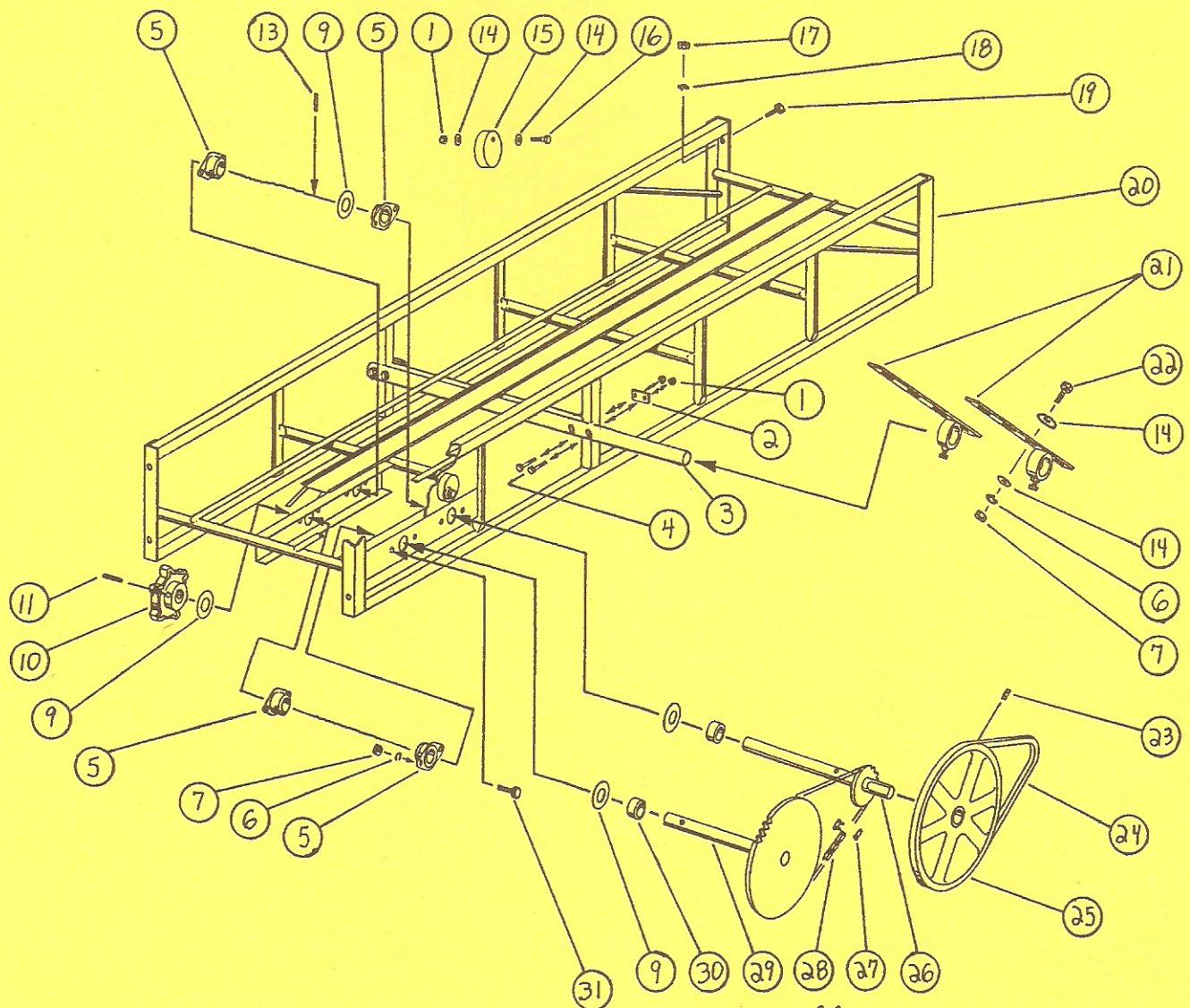
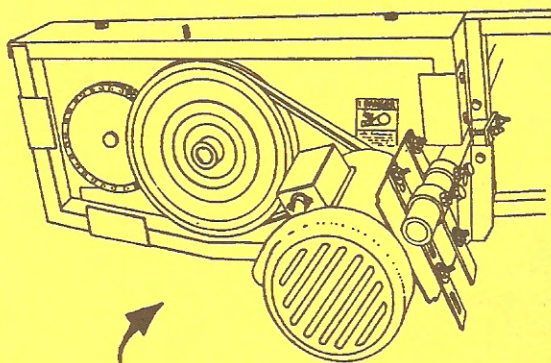


Illustration A

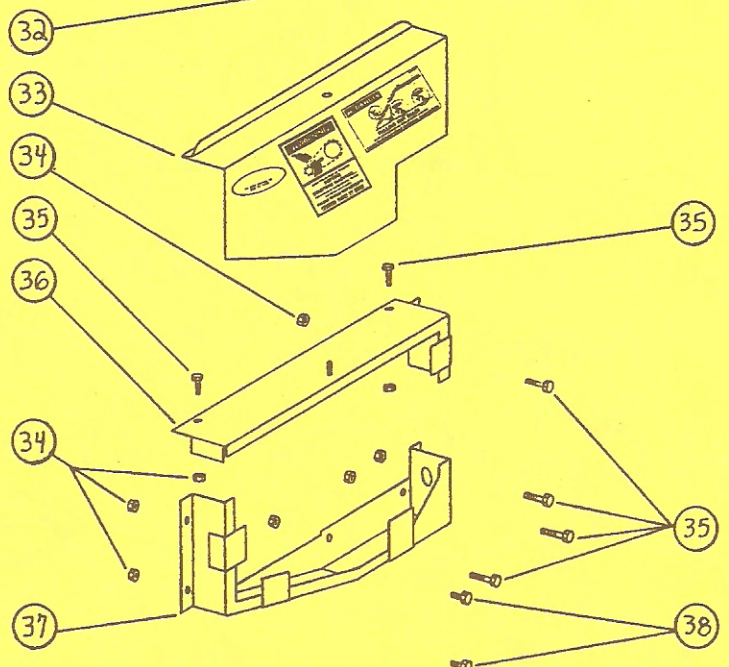
DRIVE END



Partially Assemble Safety Shield



Safety Shield Cover #33
Removed For Display Purposes Only



HAY CONVEYOR (Model HEC) – Parts List

| KEY NO. | DESCRIPTION | NEW PART NO. | NO. REQUIRED |
|---------|--|------------------------|--------------|
| 1 | NUT,NY-IN LOCK,5/16-18,G2,PLT | F356040 | 5 |
| 2 | CLAMP,EHD/HEC ELEV MOTOR MOUNT | 70500 | 2 |
| 3 | PIPE,HEC BALE ELEV MOTOR MOUNT | HEC-00003 | 1 |
| 4 | HHCS,5/16-18 X 3",G5,PLT | F1072375 | 4 |
| 5 | BEARING W/ANGLE ZERK,FLANGE,1"ID | FA5875 | 4 |
| 6 | WASHER,SPRING LOCK,5/16",PLT | F805050 | 20 |
| 7 | NUT,HEX,5/16-18,G2,PLT | F354040 | 20 |
| 9 | BUSHING,MACH,18 X 1-1/32 X 1-1/2",UPLT | F806060 | 6 |
| 10 | SPROCKET,HEC,#55 X 7T X 1"ID | HEC-000010 | 1 |
| 11 | PIN,ROLL,5/16 X 1-7/8",PLT | F407055 | 1 |
| 13 | PIN,ROLL,5/16 X 1-1/2",PLT | F407050 | 1 |
| 14 | WASHER,STD FL,5/16",PLT | F808030 | 18 |
| 15 | TIGHTENER,NYLON ROLLER CHAIN | 70449 | 1 |
| 16 | HHCS,5/16-18 X 1-3/4",G5,PLT | F1072357 | 1 |
| 17 | NUT,HEX,3/8-16,G2,PLT | F354050 | 10 |
| 18 | WASHER,SPRING LOCK,3/8",PLT | F805060 | 4 |
| 19 | HHCS,3/8-16 X 1",G5,PLT | F1072450 | 4 |
| 20 | FRAME W/SHAFT & SPROCKET,DRIVE,8' | 70420 | 1 |
| 21 | ARM,ELEV MOTOR MOUNT ADJUSTING | 70431 | 2 |
| 22 | HHCS,5/16-18 X 1",G5,PLT | F1072345 | 4 |
| 23 | SS,SK-HD,K-P,5/16-18 X 5/16",G2,UPLT | F702037 | 1 |
| 24 | V-BELT,TYPE A,4L450 | 4L450 | 1 |
| 25 | PULLEY,12" X 1"BORE | 70519 | 1 |
| 26 | SPROCKET W/SHAFT,HEC,#40 X 12T X 1" | HEC-000026 | 1 |
| 27 | LINK W/PIN&CLIP,ROLL CHAIN,#40 | N0401 | 1 |
| 28 | CHAIN W/LINK,ROLLER,#40 X 62 PITCH | 70016 | 1 |
| 29 | SPROCKET W/SHAFT,HEC,#40 X 50T X 1" | HEC-000029 | 1 |
| 30 | TUBE,RD,DOM,11/64" X 1-3/8" X 1/2"L | 70976 | 2 |
| 31 | HHCS,5/16-18 X 3/4",G5,PLT | F1072340 | 8 |
| 32 | NUT,WING,3/8-16,G2,PLT | F358080 | 1 |
| 33 | COVER W/DECALS,HEC/EHD SHIELD | 70448 | 1 * |
| 34 | NUT,NY-IN LOCK,1/4-20,G2,PLT | F356030 | 8 |
| 35 | HHCS,1/4-20 X 1-1/2",G5,PLT | F1072255 | 6 |
| 36 | SHIELD,HEC FRAME(UPPER) | HEC-000036 | 1 * |
| 37 | SHIELD,HEC/EHD FRAME(LOWER) | 70447 | 1 * |
| 38 | HHCS,1/4-20 X 3/4",G5,PLT | F1072245 | 2 |
| 39 | SHAFT,HEC BALE ELEVATOR IDLER | HEC-000039 | 1 |
| 40 | HH TAP BOLT,3/8-16 X 3-1/2",G2,PLT | F108555 | 2 |
| 42 | SPROCKET, CAST IDLER, #55 x 6-TOOTH X .755" | INCLUDED IN KEY NO. 55 | 1 |
| 43 | CHAIN W/RAISED LINK,BALE,#55,1' | HC551 | - |
| 44 | LINK, BALE ELEV #55 RAISED | HB4-55 | - |
| 45 | IDLER L/PARTS BOX, HEC ELEV,8' | HEC-8I-LPB | 1 |
| 46 | DECAL,WARNING-BEFORE STARTING | 11096 | 1 * |
| 48 | DECAL,DANGER-SHIELDS ARE OFF | 11097 | 1 * |
| 49 | RETURN,BALE ELEV #55 CHAIN | HEC-000049 | 2 |
| 50 | U-BOLT,5/16-18 X 1-3/8 X 2-3/16",G2 | F105020 | 4 |
| 51 | BUSHING,MACH,18 X 24/32 X 1-1/4",UPLT | F806030 | 7 |
| 52 | PIPE,PLASTIC,3/4" X 1-17/32"L (POST 4/15/05) | 71014 | 1 |
| 53 | MANUAL ASSY,HEC BALE ELEV OWNER | HEC-000053 | 1 * |
| 54 | DECAL,DANGER-FALLING HAY.... | DEC101293 | 1 * |
| 55 | SPROCKET W/SPACER & BUSHINGS,#55 X 6-TOOTH X .755" | 71013 74.395 | 1 |

* Specify serial number of elevator



**Do not substitute Grade 2 bolts when stronger Grade 5 bolts are specified.
Failure to heed could result in personal injury or death!**