
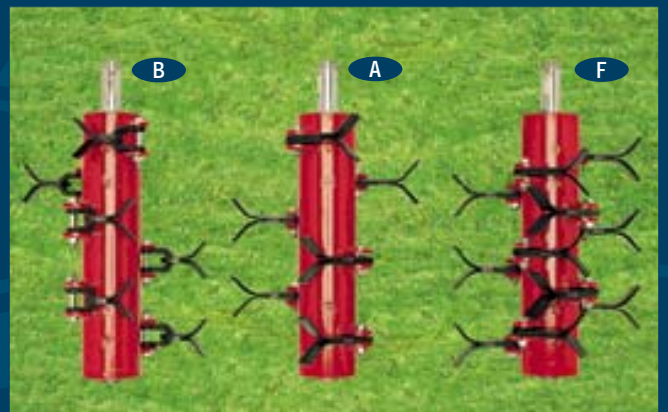



FLAIL MOWERS
TL AND TM SERIES



CE

CARONI
SPA



CARATTERISTICHE TECNICHE
TRINCIABERBA - TRINCIASTOCCHI SERIE TL-TM

TECHNICAL CHARACTERISTICS
FLAIL MOWERS TL-TM SERIES

Codice macchina <i>Machine code</i>	Descrizione <i>Description</i>	Larghezza di taglio <i>Cutting width mm (inch)</i>	Tipo di rotore <i>Type of rotor</i>	Nr. di coltelli <i>N. blades</i>	Nr. di giri presa di forza <i>Pto speed</i>	Peso <i>Weight Kg (lbs)</i>	Potenza trattore <i>Tractor power HP</i>	Attacco <i>Hitch CAT.</i>
TL0900ASC	Posteriore/Rear	900 (36")	A	28	540	182 (401)	20 ÷ 40	Fissi/Fixed
TL0900FSC	Posteriore/Rear	900 (36")	F	56	540	187 (412)	20 ÷ 40	Fissi/Fixed
TL1200ASC	Posteriore/Rear	1200 (48")	A	36	540	187 (412)	20 ÷ 40	Fissi/Fixed
TL1200FSC	Posteriore/Rear	1200 (48")	F	72	540	210 (463)	20 ÷ 40	Fissi/Fixed
TL1500ASC	Posteriore/Rear	1500 (59")	A	44	540	214 (472)	20 ÷ 40	Fissi/Fixed
TL1500FSC	Posteriore/Rear	1500 (59")	F	88	540	220 (485)	20 ÷ 40	Fissi/Fixed
TM1300ASC	Posteriore/Rear	1300 (52")	A	40	540	230 (507)	30 ÷ 60	Regol./Adjustable
TM1300BSC	Posteriore/Rear	1300 (52")	B 40 con maniglia/with handle	40	540	234 (516)	30 ÷ 60	Regol./Adjustable
TM1300FSC	Posteriore/Rear	1300 (52")	F	80	540	253 (558)	30 ÷ 60	Regol./Adjustable
TM1600ASC	Posteriore/Rear	1600 (63")	A	48	540	255 (562)	30 ÷ 60	Regol./Adjustable
TM1600BSC	Posteriore/Rear	1600 (63")	B 48 con maniglia/with handle	48	540	266 (586)	30 ÷ 60	Regol./Adjustable
TM1600FSC	Posteriore/Rear	1600 (63")	F	96	540	285 (628)	30 ÷ 60	Regol./Adjustable
TM1900ASC	Posteriore/Rear	1900 (75")	A	56	540	292 (644)	30 ÷ 60	Regol./Adjustable
TM1900BSC	Posteriore/Rear	1900 (75")	B 56 con maniglia/with handle	56	540	295 (650)	30 ÷ 60	Regol./Adjustable
TM1900FSC	Posteriore/Rear	1900 (75")	F	112	540	310 (683)	30 ÷ 60	Regol./Adjustable
FTL0900ASC	Frontale/Front	900 (36")	A	28	540	182 (401)	20 ÷ 40	Fissi/Fixed
FTL0900FSC	Frontale/Front	900 (36")	F	56	540	187 (412)	20 ÷ 40	Fissi/Fixed
FTL1200ASC	Frontale/Front	1200 (48")	A	36	540	187 (412)	20 ÷ 40	Fissi/Fixed
FTL1200FSC	Frontale/Front	1200 (48")	F	72	540	210 (462)	20 ÷ 40	Fissi/Fixed
FTL1500ASC	Frontale/Front	1500 (59")	A	44	540	214 (472)	20 ÷ 40	Fissi/Fixed
FTL1500FSC	Frontale/Front	1500 (59")	F	88	540	220 (485)	20 ÷ 40	Fissi/Fixed
FTM1300ASC	Frontale/Front	1300 (52")	A	40	540	230 (507)	30 ÷ 60	Regol./Adjustable
FTM1300BSC	Frontale/Front	1300 (52")	B 40 con maniglia/with handle	40	540	253 (558)	30 ÷ 60	Regol./Adjustable
FTM1300FSC	Frontale/Front	1300 (52")	F	80	540	255 (562)	30 ÷ 60	Regol./Adjustable
FTM1600ASC	Frontale/Front	1600 (63")	A	48	540	266 (586)	30 ÷ 60	Regol./Adjustable
FTM1600BSC	Frontale/Front	1600 (63")	B 48 con maniglia/with handle	48	540	285 (628)	30 ÷ 60	Regol./Adjustable
FTM1600FSC	Frontale/Front	1600 (63")	F	96	540	292 (644)	30 ÷ 60	Regol./Adjustable
FTM1900ASC	Frontale/Front	1900 (75")	A	56	540	282 (622)	30 ÷ 60	Regol./Adjustable
FTM1900BSC	Frontale/Front	1900 (75")	B 56 con maniglia/with handle	56	540	295 (650)	30 ÷ 60	Regol./Adjustable
FTM1900FSC	Frontale/Front	1900 (75")	F	112	540	310 (683)	30 ÷ 60	Regol./Adjustable
FRTL0900ASC	Front.-Post./Front-Rear	900 (36")	A	28	540	190 (419)	20 ÷ 40	Fissi/Fixed
FRTL0900FSC	Front.-Post./Front-Rear	900 (36")	F	56	540	195 (430)	20 ÷ 40	Fissi/Fixed
FRTL1200ASC	Front.-Post./Front-Rear	1200 (48")	A	36	540	195 (430)	20 ÷ 40	Fissi/Fixed
FRTL1200FSC	Front.-Post./Front-Rear	1200 (48")	F	72	540	218 (481)	20 ÷ 40	Fissi/Fixed
FRTL1500ASC	Front.-Post./Front-Rear	1500 (59")	A	44	540	222 (489)	20 ÷ 40	Fissi/Fixed
FRTL1500FSC	Front.-Post./Front-Rear	1500 (59")	F	88	540	228 (503)	20 ÷ 40	Fissi/Fixed
FRMT1300ASC	Front.-Post./Front-Rear	1300 (52")	A	40	540	238 (525)	30 ÷ 60	Regol./Adjustable
FRMT1300BSC	Front.-Post./Front-Rear	1300 (52")	B 40 con maniglia/with handle	40	540	242 (534)	30 ÷ 60	Regol./Adjustable
FRMT1300FSC	Front.-Post./Front-Rear	1300 (52")	F	80	540	261 (575)	30 ÷ 60	Regol./Adjustable
FRMT1600ASC	Front.-Post./Front-Rear	1600 (63")	A	48	540	263 (580)	30 ÷ 60	Regol./Adjustable
FRMT1600BSC	Front.-Post./Front-Rear	1600 (63")	B 48 con maniglia/with handle	48	540	274 (604)	30 ÷ 60	Regol./Adjustable
FRMT1600FSC	Front.-Post./Front-Rear	1600 (63")	F	96	540	293 (646)	30 ÷ 60	Regol./Adjustable
FRMT1900ASC	Front.-Post./Front-Rear	1900 (75")	A	56	540	300 (661)	30 ÷ 60	Regol./Adjustable
FRMT1900BSC	Front.-Post./Front-Rear	1900 (75")	B 56 con maniglia/with handle	56	540	303 (668)	30 ÷ 60	Regol./Adjustable
FRMT1900FSC	Front.-Post./Front-Rear	1900 (75")	F	112	540	318 (701)	30 ÷ 60	Regol./Adjustable

